



ACO. creating
the future of drainage


ACO Threshold Drain

Slimline domestic level threshold door drainage.

Manufactured from extruded PVC with a metal grating, ACO Threshold Drain eliminates water ponding at house entrances. ACO Threshold Drain comes complete with either a silver or black aluminium, CorTen steel or Stainless Steel Heelguard™ grating, suitable for pedestrian traffic. Easy to install, the system can be connected to domestic soakaways via Ø110mm pipe. The discreet channel has a width of 60mm and is available in 1m lengths.

Benefits

- High quality extruded PVC channel is available with a range of gratings, in aluminium or steel.
- Reduces water ponding at house entrances.
- The discreet system has a width of 60mm and is available with four different Heelguard™ gratings.
- System can be used as part of an installation compliant with Part M of the Building Regulations for England and Wales and Section 4 of the Scottish Building Standards.

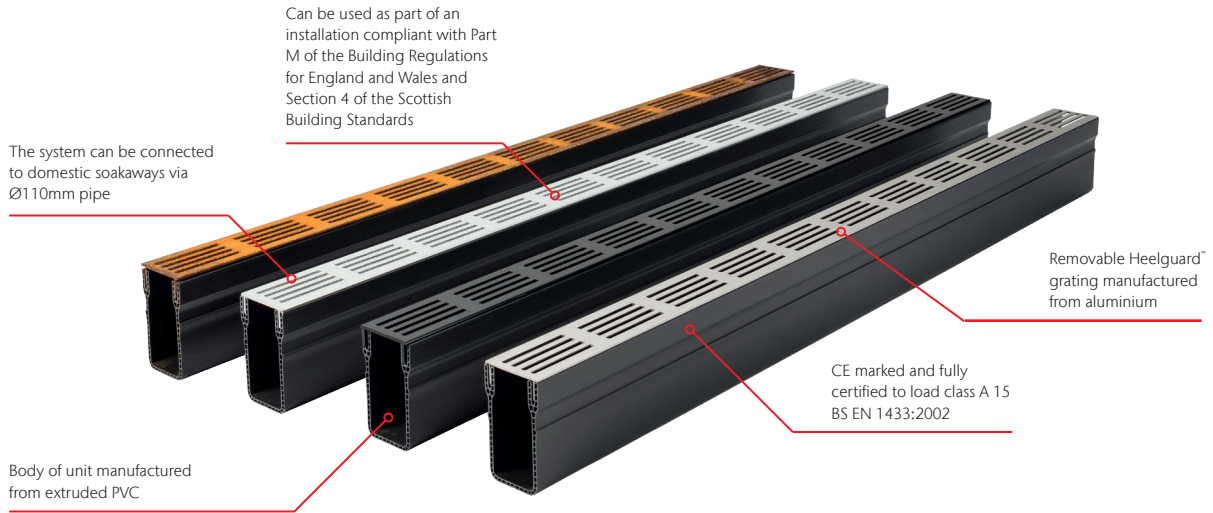


ACO Threshold Drain

Applications

- Level thresholds
- Residential developments

ACO Threshold Drain System Overview




Product Code	Description	Length [mm]	Width Overall [mm]	Depth Overall [mm]	Invert [mm]	Weight [kg]
ACO Threshold Drain						
19000	ACO Threshold Drain - silver aluminium grating	1000	61	100	93	1.63
19005	ACO Threshold Drain - black aluminium grating	1000	61	100	93	1.63
19012	ACO Threshold Drain - CorTen steel grating*	1000	61	100	93	1.63
19058	NEW! ACO Threshold Drain - stainless steel grating	1000	61	100	93	1.63






Product Code	Description	Length [mm]	Width Overall [mm]	Depth Overall [mm]	Invert [mm]	Weight [kg]
ACO Threshold Drain Accessories						
19001	Drain connector	100	100	70	N/A	0.11
19003	Outlet end cap Ø50mm	30	61	100	N/A	0.03
19004	End cap	20	61	100	N/A	0.03
19006	Corner unit assembly c/w silver aluminium grating	159	61	100	N/A	0.40
19007	Corner unit assembly c/w black aluminium grating	159	61	100	N/A	0.40
19011	Bottom Outlet Ø110mm	133	133	133	N/A	0.04
19013	Corner unit assembly c/w CorTen steel grating*	159	61	100	N/A	0.40
19059	NEW! Corner unit assembly c/w stainless steel grating	159	61	100	N/A	0.40




ACO Threshold Drain Installation




Dig trench 110mm wide by 156mm deep for channel.



Lay 50mm (min.) bed of concrete or mortar. Position the channel and fit to Ø110mm pipework.



Haunch around channel with concrete or suitable fill material.



Complete the installation by sealing between the door sill and grating.

* CorTen develops its characteristic rusty appearance after it has been exposed to rainwater. This surface, the so called patina is an oxidation layer that protects the metal from further corrosion. During formation of the patina, the rainwater may also get a rusty brown colour and therefore can leave stains when it comes into contact with other (porous) surfaces. It is of great importance to install the channel 3-5mm below the adjacent paving level, such that during heavy rainfall, no water will flow back on the paving. When using very porous paving material and/or light coloured pavings are used, it is recommended to allow the CorTen gratings to corrode on a safe location and only install them on the channels when the patina has fully developed. ACO bears no responsibility for stains on pavings when using CorTen gratings. In case of doubt, we recommend to use our aluminium gratings with this channel.

ACO Water Management Contacts:

Sales: customersupport@aco.co.uk

Technical: technical@aco.co.uk

Tel: 01462 816666

www.aco.co.uk

ACO. creating
the future of drainage

